

DROUGHT RECOVERY ASSISTANCE PROGRAMME PROJECT (DRAPP / DERA-II)

HIGHLIGHTS OF DERA-I PROGRAMME

Pakistan is classified as a “*High Water Stress*” country by the International Standards. The water is absolutely vital to the rural life in this country as some 80% of rural population depends directly or indirectly upon irrigated agriculture for their livelihood. Average annual precipitation is only about 500 mm & is highly seasonal and uneven over much of the country.

2. During the years 1998-2002, Pakistan faced severe drought with substantially lower than average rainfall. During January - April 2001, rainfall was 66% lower than normal. Continued with low temperatures in snow glacier melt zones, water flows in Indus River System during 2000-01 were 73% of historical average. The drought in Pakistan is culmination of several factors. The single most important factor is “La-Nina” phenomenon which causes intense heat & minimal rains, resulting in decreased river & canal flows. The Province of Sindh spread over an areas of 140,914 Sq. Kms faced many calamities in recent years such as drought, cyclone (A-2), earthquake, sea intrusion and shortage of water.

3. Based on various documents and on the formal request of the Government of Pakistan, Drought Emergency Relief Assistance (DERA)/Drought Impact Mitigation & Recovery Component (DIMRC) Programme was developed year 2001 to over come the adverse economic impact of the Drought. Assistance of US\$ 100.00 million & US\$ 40.00 million was provided by the Asian Development Bank (ADB) and World Bank (WB) respectively whereas the Government of Pakistan earmarked US\$ 20.00 million making a total of US\$ 160.00 million equivalent to Rs.10.00 billion. 30% of the allocation i.e Rs.3000.00 million was earmarked for the Sindh Province.

4. Out of 16 Districts existing at that time, 13 Districts (5 Severely affected & 8 moderately affected) were selected for the implementation of the Programme. Funds in the ratio of 2/3rd & 1/3rd respectively were earmarked for severely affected Districts and moderately affected Districts. Selection and implementation of the schemes was made by the District Governments in consultation with the Community.

5. For Proper Coordination & Implementation of the Programme, the Provincial DERA Unit (PDU) was established in P&D Department at a total cost of Rs.72.772 million against which expenditure of Rs.7.975 million was incurred up to June 2005. The PDU played effective role in the implementation of the programme which was completed well in time and as such efforts of Sindh Province were appreciated by all the stakeholders.

6. After identification, approval and clearance of schemes by District & Provincial Governments, the 1st tranche of schemes was approved by the Federal Government in June 2002. Subsequently, the schemes were prioritized in August 2002 and implementation started in September 2002. Despite number of constraints such as shortage of staff, equipment & vehicles etc., the Sindh province took lead in implementation of the Programme.

7. Initially a portfolio of 576 schemes costing Rs.2948.852 million was conceived. Due to duplication & other reasons certain schemes were deleted and additional schemes taken up. The modified portfolio comprised 629 schemes with an approved cost of Rs.3146.893 million against which 627 schemes stand completed at the cost of Rs.2899.095 million.

8. The Federal DERA Unit's Implementation Cell also played a commendable role in monitoring and ensuring quality control of the works which was achieved through detailed field inspections carried out by the Federal Implementation Advisor and his Assistants.

9. Through effective Selection and Implementation of the schemes, benefits of the programme trickled down to grass – root level and a population approximately 03 million people living in 2653 villages in Sindh Province got direct relief in terms of various schemes located in the drought affected areas.

10. DERA Programme is a success story which has been appreciated by all the Stakeholders including the Donors. It is one of the very few foreign aided programmes in the Province / Country which has been completed in time, well with in the loan closing dates. Detailed position of DERA-I and DERA-II is as under:-

Brief DERA-I (2002 – 2005)

? Impact of natural Calamities in Sindh.	Rs.146 bln (June 2001)
? Total Allocation:	Rs.10.00 billion
? Sindh Province Share	Rs.3,000 million
? Districts Covered under DERA Programme	Tharparkar, Sanghar, Thatta, Dadu, Jacobabad, Badin, Mirpurkhas, Larkana, Sukkur, Shikarpur, Khairpur, Ghotki, Karachi (13)
? Sectors Covered:	Water Supply, Health, Roads, Irrigation, Agriculture & Livestock & Forest
? Implementation Started:	September 2002
? Release of Funds by Federal Government	Rs.2982.227 million
? Release of Funds by F.D to Districts & PDU	Rs.2957.859 million
? Expenditure Incurred by Districts: & PDU	Rs.2907.321 million
? Funds Surrendered/Lapsed as on 30.06.2005	Rs. 50.538 million

Approval / Implementation Status

Rs. in million

? No. / Cost of NSC approved schemes taken up by Districts.	A.D.B. (375 Nos.)	Rs. 2179.012
	World Bank (254 Nos.)	Rs.967.881
	Total:- (629 Nos.)	Rs. 3146.893

? No./ Cost of schemes completed upto June 2005.	A.D.B. (374 Nos.)	Rs. 2027.326
	World Bank (253 Nos.)	Rs.871.769
	Total:- (627 Nos.)	Rs.2899.095

? Expenditure incurred upto June 2005 as per <u>SOEs</u> .	A.D.B. (375 Nos.)	Rs.2027.379
	World Bank (254 Nos.)	Rs.871.987
	Total:- (628 Nos.)	Rs.2899.366

HIGHLIGHTS OF DRAPP/DERA-II PROGRAMME

1. Based on the implementation pattern of DERA-I, the Drought Recovery Assistance Programme Project's (DRAPP / DERA-II) execution started from the year 2007-08. Rs. 1.078 billion being 15% of the allocation / share Sindh amounting to Rs.7.237 billion have been placed at the disposal of Sindh Government by the Federal Government.

a) Against which 168 schemes costing Rs.331.692 million (Batch-I) approved by the Federal Steering Committee in its meeting held on 04/05/2007 (Annexure-I), 128 schemes costing Rs.202.5915 million stands already completed as on January 31, 2009 while works on remaining 40 schemes are at various stages of execution which is expected to be completed by 30th June 2009.

b) 46 schemes costing Rs.322.343 million (Batch-II) stands submitted for clearance / approval of FSC. These schemes were forwarded to the Federal Government on December 11, 2008, followed by a trail of reminders dated December 31, 2008, January 3, 23, 28, 2009, February 7, 2009 and lastly on February 11, 2009 respectively including a D.O. letter from ACS (Dev.) for granting approval of Schemes by the FSC. List of schemes placed at Annexure-II.

c) 55 schemes costing Rs.284.288 million as part of Batch-II are under process / scrutiny at different level and will be placed for clearance before Provincial Steering Committee very shortly. Schemes of Batch-II (at FSC stage or under process) will be re-allocated in accordance with the receipt of funds from Federal Government. District wise-abstract is placed at Annexure-III.


2. The position of DRAPP/DERA –II Year-I (2007-08) schemes is as under:-

	Rs. in million
 Date of Approval by ECNEC	14.12.2005
 Total National Outlay	Rs.30,000
 Tenure of Project	05 – Years
 <u>Share of Sindh Province</u>	<u>Rs.7650.00</u>









a) Works, Goods & Commodities	7344.00
b) Consultancy Services & Training	114.75
c) Incremental Operating Cost	191.25

Sectors Covered





Irrigation, Water Supply, Agriculture, Soil Conservation, Livestock & Dairy Development, Forestry, Capacity Building, Rural Roads, Drought Preparedness .


 Drought affected Areas of 23 Districts notified by Relief Department	3493 Dehs
--	-----------



Financial Position

 Allocation for Year – I	961.040
 Funds released by Federal Government (April 06 to Dec. 08)	1135.296
 Funds Released to PDU during 2005-08 (December 2008)	30.170
 Funds released to Districts	334.994
 Funds available with the Provincial Government (Balance)	770.132
 Expenditure Incurred	228.668
 Expenditure incurred by Districts (December 2008)	202.754
 Expenditure incurred by Provincial DERA Unit (PDU) (Jan.09)	25.914

Status of Batch-I Schemes:

		<u>Rs. in million</u>	
	No.	Cost	
 Schemes Approved by F.S.C (BATCH-I)	168	331.692	
<u>Physical Progress – BATCH-I (DECEMBER 2008)</u>			
 Works awarded / in progress	157	301.876	
 Tenders yet to be invited	11	15.704	
 Schemes completed	128	202.5915	

 Position of BATCH-II (JANUARY 2009)

 * At FSC Stage	46	322.343
 Under Process	54	283.426
a) Technical Sections of P&D	18	105.746
b) District Governments	16	52.766
c) Expected clearance of PSC on February 28, 2009	20	124.914

** Proceeded for clearance of FSC on December 11, 2008, followed by a trail of reminders dated December 31, 2008, January 3, 23, 28, 2009, February 7, 2009 and lastly on February 11, 2009 respectively including a D.O. letter from ACS (Dev.).*

2008-09

A provision of Rs.1500.00 million has been made in the Federal PSDP for 2008-09 at Country level against which Sindh Province would get Rs.382.500 million (Approx.). The Federal Government has released Rs.57.375 million against share of Sindh Province. The schemes to be included in the Batch-III of the Province are being identified by the District Governments.

PHYSICAL & FINANCIAL POSITON OF DRAPP / DERA-II (BATCH-I SCHEMES) SINDH

POSITION AS ON 31/01/2009

RS. IN MILLION

S#	Districts	Total Schemes Approved		Contracts Awarded		Expnditure incurred upto 31/01/2009	Tenders Invited / Under Process		Tenders Yet to be invited		Schemes Completed	
		No.	Cost	No.	Cost		No.	Cost	No.	Cost	No.	Cost
1	2	3	4	5	6	7	8	9	10	11	12	13
1	Badin	25	12.500	25	12.423	12.477				-	25	12.477
2	Dadu	6	18.960	6	16.982	18.683					6	18.683
3	Ghotki	2	12.608	2	12.186	6.257						
4	Hyderabad	2	3.303	2	3.248	3.035					2	3.035
5	Jacobabad	7	19.063	7	17.527	18.560					7	18.560
6	Jamshoro	4	21.930	4	20.460	17.568					2	9.701
7	Kamber-S.kot	2	6.200	2	6.200	6.200					2	6.2000
8	Karachi	1	12.580	1	12.726	12.564					1	12.564
9	Kashmore	5	19.800	5	19.357	19.442					2	6.200
10	Khairpur	9	12.300	9	10.675	12.252	-	-			9	12.564
11	Larkana	1	6.500	1	6.349	6.498					1	6.4975
12	Matiari	1	3.129	1	3.129	3.129					1	3.129
13	Mirpurkhas	19	5.852	19	5.795	5.757					19	5.757
14	Naushero Feroze	2	12.250	2	12.250	-	-	-				
15	Nawabshah	7	11.341	7	10.093	8.593					3	1.030
16	Sanghar	35	38.250	35	36.792	36.147					35	36.147
17	Shikarpur	10	12.300	-	-	-	-	-	10	12.300		
18	Sukkur	1	12.300	1	12.049	12.300						
19	Tando Allah Yar	1	3.200	1	3.088	3.194					1	3.194
20	Tando M. Khan	2	3.400	2	3.081	3.4000					2	3.400
21	Tharparkar	4	36.502	3	32.395	23.585	-	-	1	3.404	2	18.605
22	Thatta	21	40.954	21	39.661	32.276					8	16.446
23	Umerkot	1	6.470	1	5.410	5.384						
	Total:-	168	331.692	157	301.876	267.301			11	15.704	128	202.5915

